

## Shipping Information

Name \_\_\_\_\_

Street \_\_\_\_\_

City \_\_\_\_\_

State \_\_\_\_\_ Zip \_\_\_\_\_

Phone  
(day) \_\_\_\_\_

(eve) \_\_\_\_\_

email \_\_\_\_\_

Date \_\_\_\_\_

Quilt Size \_\_\_\_\_ x \_\_\_\_\_

Pattern \_\_\_\_\_

Thread Color \_\_\_\_\_

## Payment Information

(Make checks payable to Kozy Kwilts)

Quilting \$ \_\_\_\_\_

Batting \$ \_\_\_\_\_

Shipping &  
Handling (no tax) \$ \_\_\_\_\_

Tax ( 6.35% ) \$ \_\_\_\_\_

Total \$ \_\_\_\_\_

Mail Order Form, Check and Quilt to Address  
on front of brochure

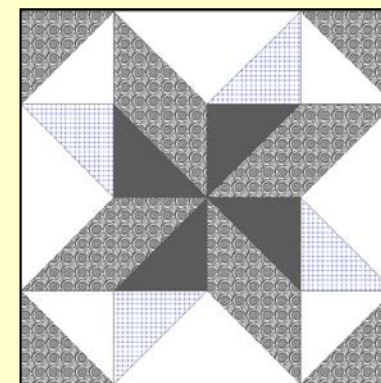
Kozy Kwilts  
P.O. Box 388  
Suffield, CT 06078  
Address Correction Required



# Kozy Kwilts

Sharon Kozaczka - Owner

Long-Arm  
Machine  
Quilting Service  
[www.kozykwilts.com](http://www.kozykwilts.com)



P O Box 388  
Suffield, CT  
06078  
(860) 668-7361  
e-mail:  
[KozyKwilts@cox.net](mailto:KozyKwilts@cox.net)





# Featuring Edge-to-Edge Quilting

Edge-to-Edge Quilting is a single pattern repeated over the entire quilt and sewn across from long side edge to long side edge.

## About Batting

Certain Poly battings may cause puffing when used with some patterns. Wall Hangings should be quilted with Cotton or Needle Punch batting. Warm and Natural is available for \$15.00 yard 90" wide.

## About Thread

All thread used is specifically made for machine quilting and is available in a wide variety of colors. Please call or e-mail for non-standard color availability.

## Fee Schedule

### Edge-to-Edge Machine Quilting

(Dimensions noted are the maximum length X width for that size – if either side is longer the next size up will apply)

Wall Hanging/Baby (41 x 60)	\$55.00
Twin/Lap (68 x 86)	\$70.00
Double (77 x 92)	\$80.00
Queen (90 x 108)	\$90.00
King (110 x 110)	\$100.00

(Note – prices are for four-sided square or rectangular shapes only – please call or e-mail for pricing on irregularly shaped items)

## Shipping & Handling

Shipping and Handling is \$15.00 for one quilt and \$8.00 for each additional quilt sent at the same time in the same box.

## Quilt Preparation

Clearly mark the top of the quilt and press the quilt top and backing. Ship all layers folded separately.

The backing and batting must be 4" longer and wider than the quilt top.

## Patterns

(additional patterns available)



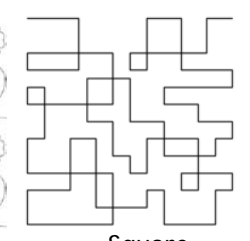
Florence



Alex



Anne's Favorite



Square



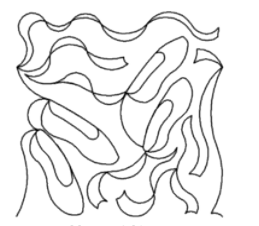
Penguins



Romance



Tapestry Leaves



Ballet Slippers